


## CCR Elementary Protocol 2: Understanding Common Core State Standards Structure


**\*To prepare for this protocol, please download and print a copy of the Common Core State Standards for English Language Arts (ELA) and Mathematics for Grades K-5 for each participant. The CCSS can be found at [www.corestandards.org](http://www.corestandards.org).**


### Desired Outcomes:




- Understand the structure and design of the Common Core State Standards (CCSS) in English Language Arts (ELA) and Mathematics
- Understand the contents of the appendices
- Discuss the implications for instruction


<i>Time</i>	<i>Content (What)</i>	<i>Process (How)</i>	<i>Materials</i>
2 mins	<b>Start-up</b> <ul style="list-style-type: none"> <li>▪ Welcome</li> <li>▪ College &amp; Career Readiness (CCR): Tools for Schools-Elementary Sequence</li> <li>▪ Formative Instructional Practices: <i>Where am I going?</i></li> <li>▪ Desired Outcomes</li> <li>▪ All Means ALL (<i>CCR: CCSS includes SPED and ELL students</i>)</li> </ul>	<ul style="list-style-type: none"> <li>▪ Present (<i>see presenter's notes on ppt</i>)</li> <li>✓ Introduce this particular protocol as the 2<sup>nd</sup> of six protocols for the elementary series</li> </ul>	<ul style="list-style-type: none"> <li>* PowerPoint (ppt)</li> <li>▪ Slides 1-5 (ppt)</li> </ul>
10 mins	<b>SECTION 1: Understanding Common Core State Standards Structure <i>English/Language Arts</i></b>	<ul style="list-style-type: none"> <li>▪ Present (<i>see presenter's notes on ppt</i>)</li> </ul>	<ul style="list-style-type: none"> <li>▪ Slide 6</li> </ul>
	<b>The Seven Major Common Core Shifts:</b> <ol style="list-style-type: none"> <li>1. Text Complexity</li> <li>2. Read Closely to Analyze, Infer and Give Evidence</li> <li>3. Write to Sources</li> <li>4. Short, Focused Research</li> <li>5. Written and Spoken Argument</li> <li>6. Academic Vocabulary</li> <li>7. Shared Responsibility for Literacy Development Among All Teachers</li> </ol>	<ul style="list-style-type: none"> <li>▪ Present (<i>see presenter's notes on ppt</i>)</li> </ul>	<ul style="list-style-type: none"> <li>▪ Slide 7</li> </ul>
	<b>Overview of the ELA Standards</b> <ul style="list-style-type: none"> <li>▪ Anchor Standards</li> <li>▪ Strands</li> </ul>	<ul style="list-style-type: none"> <li>▪ Present (<i>see presenter's notes on ppt</i>)</li> </ul>	<ul style="list-style-type: none"> <li>▪ Slide 8</li> </ul>

<i>Time</i>	<i>Content (What)</i>	<i>Process (How)</i>	<i>Materials</i>
	<ul style="list-style-type: none"> <li>✓ <u>Reading</u> (includes standards which must be also taught by teachers of every content area in grades 6-12)</li> <li>✓ <u>Writing</u> (includes standards which must be also taught by teachers of every content area in grades 6-12)</li> <li>✓ <u>Speaking and Listening</u></li> <li>✓ <u>Language</u></li> <li>▪ <b>Sub-strand</b> <ul style="list-style-type: none"> <li>✓ <i>Foundational Skills</i> (found only within grades K-5)</li> </ul> </li> <li>▪ <b>Appendices</b></li> </ul>		
	<p><b>ELA Elements:</b></p> <ul style="list-style-type: none"> <li>▪ Anchor Standards (<i>general expectations</i>)</li> <li>▪ Strands ( <i>bigger ideas; 4 areas of focus</i>)</li> <li>▪ Organizing Elements/Topics</li> <li>▪ Grade-Specific Standards</li> </ul>	<ul style="list-style-type: none"> <li>▪ Present (<i>see presenter's notes on ppt</i>)</li> </ul>	<ul style="list-style-type: none"> <li>▪ Slide 9</li> </ul>
	<p><b>How to Read the ELA Document</b></p> <ul style="list-style-type: none"> <li>▪ Three main sections <ul style="list-style-type: none"> <li>✓ A comprehensive K-5 section</li> <li>✓ Two content area-specific sections for 6-12 (one for ELA; one for <i>history/social studies, science, and technical subjects</i>)</li> </ul> </li> <li>▪ Each section is divided into the “Strands”</li> </ul>	<ul style="list-style-type: none"> <li>▪ Present (<i>see presenter's notes on ppt</i>)</li> </ul>	<ul style="list-style-type: none"> <li>▪ Slide 10</li> </ul>
	<p><b>K-5 Foundational Skills</b></p> <ul style="list-style-type: none"> <li>▪ Print Concept</li> <li>▪ Phonological Awareness</li> <li>▪ Phonics and Word Recognition</li> <li>▪ Fluency</li> </ul>	<ul style="list-style-type: none"> <li>▪ Present (<i>see presenter's notes on ppt</i>)</li> <li>▪ Provide time for participants to review the Diagram on the provided handout</li> </ul>	<ul style="list-style-type: none"> <li>▪ Slide 11</li> <li>▪ Handout: <i>Diagram of ELA Standards</i></li> </ul>
3 mins.	<p><b>Reflecting on the Implications of Understanding the Structure of the CCSS</b></p>	 <b>the video</b> <ul style="list-style-type: none"> <li>▪ Present (<i>see presenter's notes on ppt</i>)</li> <li>▪ <b>Turn and Talk</b> (3 min.)</li> </ul>	<ul style="list-style-type: none"> <li>▪ Slide 12</li> </ul>

<i>Time</i>	<i>Content (What)</i>	<i>Process (How)</i>	<i>Materials</i>
		<ul style="list-style-type: none"> <li>✓ Participants turn to a neighbor and share their responses to the question,  <i>“How does understanding the structure of the Common Core State Standards help me to work with my students?”</i></li> </ul> <p><b>NOTE:</b> Participants’ responses may vary at this point. Understanding of the knowledge and relationships among the standards, and how the knowledge of the structure may impact the expectations in terms of content, knowledge and skills presented in the standards will develop during the course of this presentation.</p>	
5 mins.	<b>Examining the CCR Anchor Standards for <i>READING</i></b>	<ul style="list-style-type: none"> <li>▪ Present (<i>see presenter’s notes on ppt</i>)</li> <li>▪ Review the handout - <i>ELA: Key for Identifying the Elements</i></li> </ul>	<ul style="list-style-type: none"> <li>▪ Slides 13-16</li> <li>▪ Handout: <i>ELA Key for Identifying the Elements</i></li> <li>▪ Handout: <i>CCSS document (p.10)</i></li> </ul>
5 mins.	<b>Examining the CCR Anchor Standards for <i>WRITING</i></b>	 <b>the video</b> <ul style="list-style-type: none"> <li>▪ Present (<i>see presenter’s notes on ppt</i>)</li> <li>▪ <b>Let’s Practice</b> (5 min.) <ul style="list-style-type: none"> <li>✓ Read and review the anchor standards for K-5 Writing, Speaking and Listening, Language</li> <li>✓ Read through and code each of the pages and look for the correspondence between the Anchor standards and the grade level standards</li> </ul> </li> </ul>	<ul style="list-style-type: none"> <li>▪ Slides 17-20</li> <li>▪ Handout: <i>CCSS document (p.19-21)</i></li> </ul>
	<b>ELA <i>APPENDICES</i> of the CCSS</b> <ul style="list-style-type: none"> <li>▪ <b>Appendix A:</b> Research Supporting the Key Elements of the Standards; Glossary</li> <li>▪ <b>Appendix B:</b> Text Exemplars and Sample Performance Tasks <ul style="list-style-type: none"> <li>✓ <i>How does knowing the text exemplars help you in the classroom?</i></li> </ul> </li> </ul>	<ul style="list-style-type: none"> <li>▪ Present (<i>see presenter’s notes on ppt</i>)</li> </ul>	<ul style="list-style-type: none"> <li>▪ Slides 21-24</li> <li>▪ Resource: <i>Appendix A,B,C</i></li> </ul> <p><i>*The Appendices is an <b>OPTIONAL</b> resource available</i></p>

<i>Time</i>	<i>Content (What)</i>	<i>Process (How)</i>	<i>Materials</i>
	<ul style="list-style-type: none"> <li>✓ Explain some ways that you have used text exemplars in your instruction.</li> <li>▪ <b>Appendix C:</b> Annotated Student Writing Exemplars</li> </ul>		<i>for teachers if they would like additional information.</i>
5 mins.	<b>Examining the APPENDICIES</b>	 <b>the video</b> <ul style="list-style-type: none"> <li>▪ Present (<i>see presenter's notes on ppt</i>)</li> <li>▪ <b>Turn and Talk</b> <ul style="list-style-type: none"> <li>✓ Read through and review the contents of Appendix A, B, or C</li> <li>✓ What resources have you found in Appendix A, B, or C that you can use in your classroom?</li> </ul> </li> </ul>	<ul style="list-style-type: none"> <li>▪ Slide 25</li> </ul>
10 mins.	<b>SECTION 2:</b> Understanding Common Core State Standards Structure <i>Mathematics</i>	<ul style="list-style-type: none"> <li>▪ Present (<i>see presenter's notes on ppt</i>)</li> </ul>	<ul style="list-style-type: none"> <li>▪ Slide 26</li> </ul>
	<b>Standards for Mathematical PRACTICES</b> <ul style="list-style-type: none"> <li>✓ Eight practices (<i>two parts: standard title and narrative description</i>)</li> <li>✓ Represent the process standards and proficiencies</li> </ul> <b>Standards for Mathematical CONTENT</b> <ul style="list-style-type: none"> <li>✓ Balance between procedure and conceptual understanding of key ideas</li> </ul>	<ul style="list-style-type: none"> <li>▪ Present (<i>see presenter's notes on ppt</i>)</li> </ul>	<ul style="list-style-type: none"> <li>▪ Slide 27</li> </ul>
	<b>Identifying Components for Mathematical PRACTICES</b>	<ul style="list-style-type: none"> <li>▪ Present (<i>see presenter's notes on ppt</i>)</li> <li>▪ Review the handout - <i>Key for Identifying the Components</i></li> </ul>	<ul style="list-style-type: none"> <li>▪ Slides 28-30</li> <li>▪ Handout: <i>Key for Identifying the Elements</i></li> <li>▪ Handout: <i>Standards for Mathematical Practices (p.6)</i></li> </ul>
2 mins.	<b>Examining the Mathematical PRACTICES</b>		<ul style="list-style-type: none"> <li>▪ Slide 31</li> </ul>

<i>Time</i>	<i>Content (What)</i>	<i>Process (How)</i>	<i>Materials</i>
	<b>Document</b>	 <b>the video</b> <ul style="list-style-type: none"> <li>▪ Present instruction for task (<i>see presenter's notes on ppt</i>)</li> <li>▪ <b>Task:</b> (2 min.) <ul style="list-style-type: none"> <li>✓ Review the Standards for Mathematical Practices document (p.6-8)</li> <li>✓ Underline the Standard Title</li> <li>✓ Bracket the Narrative Description</li> </ul> </li> </ul>	<ul style="list-style-type: none"> <li>▪ Handout: <i>Standards for Mathematical Practices (p.6-8)</i></li> </ul>
	<b>Examining the Mathematical <i>CONTENT</i> Document</b>	<ul style="list-style-type: none"> <li>▪ Present (<i>see presenter's notes on ppt</i>)</li> </ul>	<ul style="list-style-type: none"> <li>▪ Slides 32-35</li> <li>▪ Handout: <i>Standards for Mathematical Content (p.3-4, 9-10)</i></li> </ul>
3 mins.	<b>Coding of the CCSS for ELA and Mathematics</b>	<ul style="list-style-type: none"> <li>▪ Present (<i>see presenter's notes on ppt</i>)</li> <li> <b>the video</b></li> <li>▪ <b>Turn and Talk</b> (2 min.) <ul style="list-style-type: none"> <li>✓ How might knowing codes and how they are written help teachers?</li> <li>✓ What are some reasons that you came up with?</li> <li>✓ Prepare to share out with the large group</li> </ul> </li> <li>▪ Present (<i>see presenter's notes on ppt</i>)</li> <li> <b>the video</b></li> <li>▪ <b>Let's Practice</b> (1 min.) <ul style="list-style-type: none"> <li>✓ Code the following standards: <ul style="list-style-type: none"> <li>➤ Writing, Grade 3, Standard 3</li> <li>➤ Language, Grade 1, Standard 3a</li> <li>➤ Number and Operations-Fractions, Grade 3, Standard 2a</li> </ul> </li> </ul> </li> </ul>	<ul style="list-style-type: none"> <li>▪ Slide 36</li> <li>▪ Slides 37-39</li> <li>▪ Slide 40</li> </ul>

<i>Time</i>	<i>Content (What)</i>	<i>Process (How)</i>	<i>Materials</i>
		<p><b>NOTE:</b> After 1 min., “Click” to display answers on the slide</p>	
5 mins.	<b>Identifying the Components for Mathematical Content</b>	<ul style="list-style-type: none"> <li>▪ Present (<i>see presenter’s notes on ppt</i>)</li> <li>▪ Review the handout – <i>Standards for Mathematical Content (K-8) – Key for Identifying the Components</i></li> </ul> <p><b>NOTE:</b> The facilitator (video) will guide participants in the marking of the components in the document.</p>	<ul style="list-style-type: none"> <li>▪ Slides 41-45</li> <li>▪ Handout: <i>Standards for Mathematical Content (K-8) – Key for Identifying the Components</i></li> <li>▪ Handout: <i>Standards for Mathematical Content (p.3-4, 9-10)</i></li> </ul>
5 mins.	<b>Commitment to Action – ELA and Mathematics</b>	<p> <b>the video</b></p> <ul style="list-style-type: none"> <li>▪ Present (<i>see presenter’s notes on ppt</i>)</li> </ul>	<ul style="list-style-type: none"> <li>▪ Slide 46</li> </ul>
	<b>Resources to Support the Understanding of the Common Core Standards</b>	<ul style="list-style-type: none"> <li>▪ Present (<i>see presenter’s notes on ppt</i>)</li> </ul>	<ul style="list-style-type: none"> <li>▪ Slide 47</li> </ul>
	<b>PDE<sup>3</sup> Survey Reminder</b>	<ul style="list-style-type: none"> <li>▪ Present (<i>see presenter’s notes on ppt</i>)</li> </ul>	<ul style="list-style-type: none"> <li>▪ Slide 48</li> </ul>